



Chapter 5 ~ Character

*"Character is like a tree and reputation
like its shadow. The shadow is what we
think of it - the real thing is the tree."*

Abraham Lincoln

Chapter 5 ~ Character

"Character is like a tree and reputation like its shadow. The shadow is what we think of it - the real thing is the tree." Abraham Lincoln

Genealogy

The seeds of our destiny are nurtured by the roots of our past.



Genealogy Defined "As the study of family pedigrees; an account of the descent of a person, family, or group from an ancestor or from elder forms"

(Merriam-Webster's Collegiate Dictionary, 2000)

Genealogy is the study of family history and lineage. In its most basic form, it is the collection of birth, marriage, and death information about your direct-line ancestors, such as parents, grandparents, great grandparents, etc. In a broader form, it is the collection of all available data about these individuals--and possibly even their siblings--during their time on earth, to include land records, wills and probate records, newspaper articles, diaries, letters, pictures, and anything else you can find. It can lead to the discovery of relatives you did not know you have, or to the possible publication of a comprehensive family history. You are limited only by your interest in researching your family and the time you have available to devote to your quest.

Here are some questions you can ask your parents, grandparents, aunts and uncles.

1. Ask them their full names including any nicknames they have or may have had in their past.
2. Ask them for their birth date, marriage date and locations of each.
3. Ask them for their parents' names and their grandparents' names. Also ask about any nicknames they may have had in the past.
4. Ask them for their birth, marriage dates and locations of each.
5. What was it like for you growing up in such and such time period?
6. Where did you grow up?
7. Did your family move often and if so where and what time periods?
8. What is your fondest memory (of whom ever you are wanting to know about)?
9. What kind of house did you live in when you were a child?
10. Did your parents or grandparents come to this state from another state?
11. When did they come to this state?
12. What was the city, county, and state?

Genealogy for Children – Turning kids into Family History Detectives

<http://www.genealogyspot.com/features/kids.htm>

Genealogy for Children <http://www.genwriters.com/children.html>



The Lincoln Family Tree

Abraham Lincoln married Mary Todd
1809 – 1865 | 1818 -1882

Robert Todd “Bob” 1843-1926	Edward Baker “Eddie” 1846-1850	William Wallace “Willie” 1850 – 1862	Thomas “Tad” 1853-1871
married Mary Harlan			

Mary “Mamie” 1869 – 1938	Abraham II “Jack” 1873 – 1890	Jessie Harlan 1875 – 1948



Mary Todd Lincoln

- ❖ Raised in brick mansion in Lexington, Kentucky
- ❖ Father was a wealthy banker and landowner
- ❖ Very well educated; 12 years of school
- ❖ Just over 5’ tall, “pleasingly plump”
- ❖ Afraid of thunderstorms
- ❖ Loved to attend parties
- ❖ Wife of Abraham, met at a Springfield dance
- ❖ 9 years younger than her husband
- ❖ Her family was against her marriage to Abraham
- ❖ Devoted wife and mother
- ❖ Never married again after assassination of Abraham Lincoln
- ❖ Died in Springfield at the age of 64

The Boys

Robert Todd Lincoln (Bob)

- ❖ Oldest son of Mary and Abraham
- ❖ Short and somewhat stocky
- ❖ Only son that lived to reach adulthood
- ❖ Graduated from Harvard College
- ❖ Captain in the Civil War under General Grant
- ❖ Lawyer and wealthy businessman
- ❖ Secretary of War under two presidents
- ❖ Minister (Ambassador) to England
- ❖ Died in Vermont at the age of 82

Edward Baker Lincoln (Eddie)

- ❖ Second son of Abraham and Mary
- ❖ Suffered a two-month-long illness
- ❖ Died in Springfield of lung disease at age 3 years and 10 months

William Wallace Lincoln (Willie)

- ❖ Third son of Abraham and Mary
- ❖ Light brown hair and blue eyes
- ❖ Loved to get into mischief with his brother Tad
- ❖ Died in the White House from a fever at age 11

Thomas Lincoln (Tad)

- ❖ Fourth and youngest son of Abraham and Mary
- ❖ Nicknamed Tad because his father said his large head reminded him of a tadpole
- ❖ Dark hair, black eyes, tall and thin
- ❖ Resembled his father in appearance
- ❖ Mary called him “my little troublesome sunshine”
- ❖ Died in Chicago, possibly from pneumonia at age 18

There are no direct descendants of Abraham Lincoln still living. The last direct descendant died in 1985. He was the great grandson of Abraham Lincoln.



Activity 5.1 ~ Creating Your Own Family Tree

Source: Peggy Dunn

My Name is _____

My Family Lives in _____

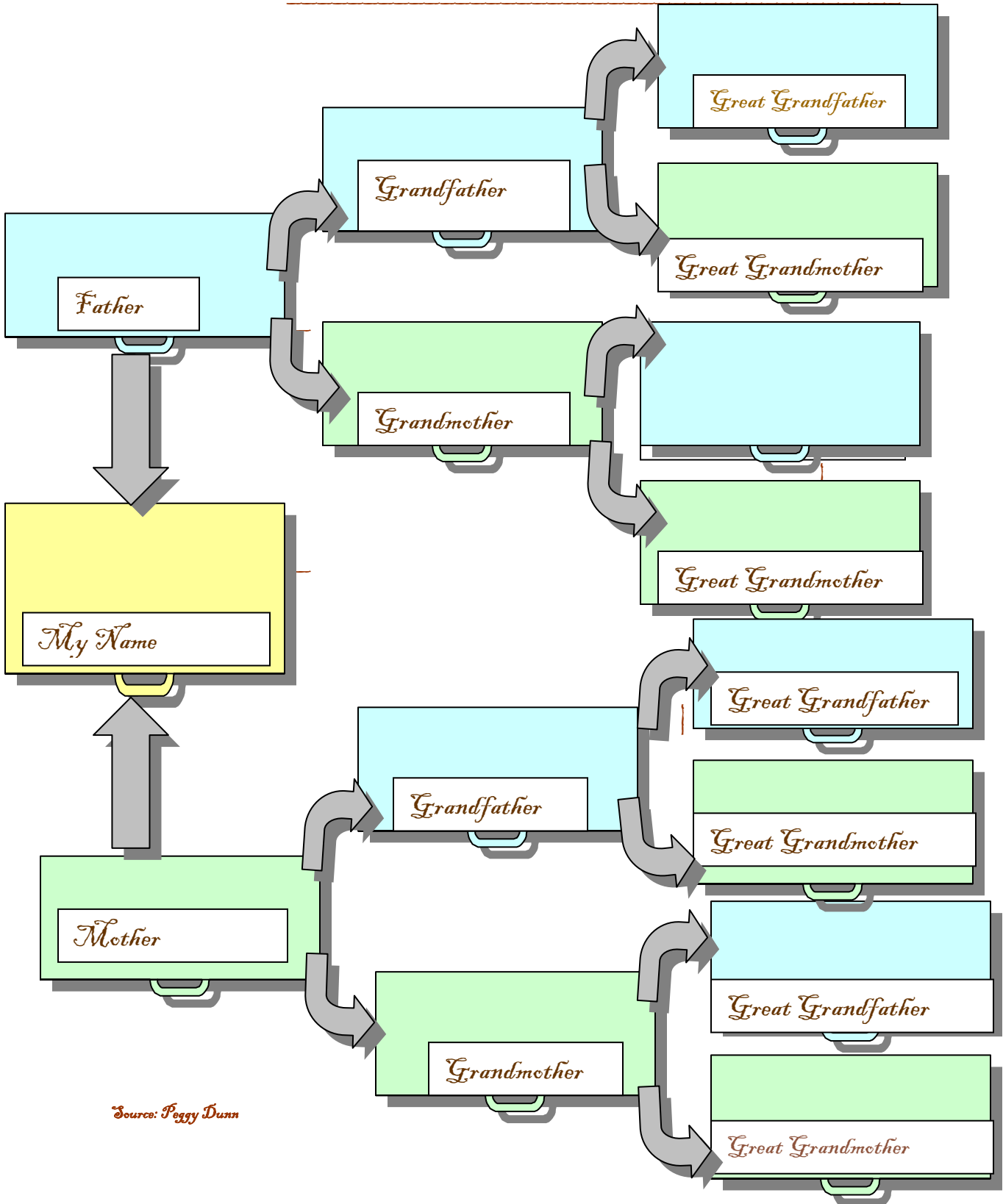
My Historic Heritage is from the following Countries: _____

Interesting Information about my Family Members: _____

The person I interviewed to gather the information for my family tree was

Activity 5.2 ~ My Family Tree

Student Name: _____



Source: Peggy Dunn



Activity 5.3 ~ Writing About Your Family Tree:

A Story About the Most Interesting Person in Your Family Tree

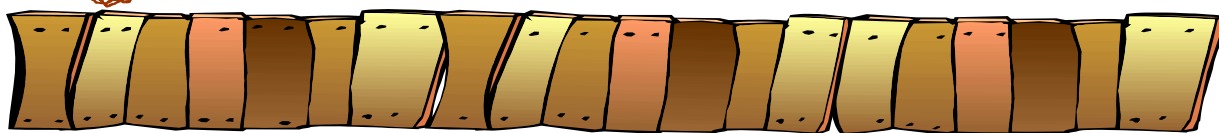
Author Name: _____

Name of Family Member:

Relationship: _____


Age: _____

Their Job: _____

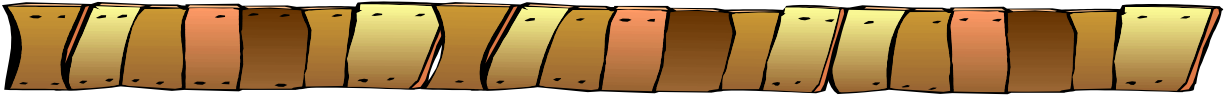


Write one paragraph answering each Question:


Describe the most interesting family member in your family tree



Describe the most interesting things about this family member _____



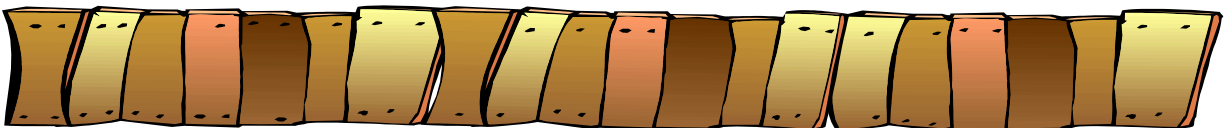
Describe the most interesting thing about completing this assignment _____



Is there someone else in your family you would like to write about? Yes No

Yes. If no, why not? _____

If yes, who is this person and what would you like to share about them? _____



Activity 5.4 ~ Draw a picture of your favorite person in your family tree



This is a picture of _____

Source: Peggy Dunn

Additional Genealogy Extension activities students can do independently:

Timeline:

Supplies: A pencil and four sheets of paper.

Directions: Begin with a parent or a grandparent and write down their birth date and place of birth. Then write down the next major event, date and place it occurred in the person's life. Do this for each event until either you get it to the person's death date and place or up to date.

Example:

1970- On September 23, 1970 Jeffery Thomas Johnson was born at Jesse Holman Jones Hospital in Springfield, Robertson County, Tennessee.

1976- (Not sure of actual month or day) Jeffery had to be taken to the hospital because he cut his wrist. He had pushed his hand through a cracked glass while in his clubhouse. He ended up having to have 80 stitches.

Written Biography:



Supplies: A pen or pencil and 4 or 5 sheets of paper.

Directions: Once you have done a time line for a person now you are ready to write a biography for the person. Take the interviews you conducted and see if there is information on this person. If there is, add that information to the biography. This will make it more interesting for you and your family to read. Make copies of it at a copy center. Then give it to the person, if they are still living or give it to your family as a special gift.

Video Biography:

Supplies: Video Camera, videotape, and tripod.

Directions: Set the video camera up on a tripod and get it ready to film. Have the person you are about to film sit in a comfortable chair. Then just ask them what you want to know and what they are willing to share with you.

Interview other family members asking them questions about the person you are doing the video biography on. Film photos of the person.

Photography Fun:



Supplies: Camera, film, photo album, pen and labels.

Directions: Take photographs of your family. Once the photos are back from being developed place them in a photo album with protectors that you can slide the photo into. Write on a label the name of the person, the age of the person, the place photograph was taken and date the photograph was taken.

Genealogy Definitions

Abstract- Summary of documents esp. deeds and wills.

Administrator- Person appointed to manage or divide the estate of a deceased person.
Feminine administratrix.

Ancestor- A person from whom one is descended; forefather.

Ancestry- 1. Descent or lineage. 2. Ancestors collectively.

Archives- Records of a government, organization, institution, the place where such records are stored.

Attest- To affirm; to certify by signature or oath.

Aunt- 1. The sister of one's father or mother. 2. The wife of one's uncle.

Bequeath- To give personal property to a person in a will.

Bond- A binding agreement to perform certain actions or duties or be required to pay a specified sum of money as a penalty.

Bounty land- Land promised as reward or inducement for enlisting in military service.

Census- A periodic official count of population.

Common Ancestor- One shared by any two or more people.

Conveyances- deeds.

Cousin- 1. A child of one's aunt or uncle. 2. A relative descended from a common ancestor.

Deceased- Dead.

Deed- A document sealed as an instrument of bond, contract, or conveyance, esp. pertaining to property.

Descendancy- A person's offspring, children, grandchildren, and succeeding generations.

Descendant- Offspring of a person, even into remote generations.

Devise- To give property, usually land, in a will.

Devisee- One to whom property is given in a will.

Devisor- One who gives property in a will.

Dower- Legal right or share which a wife acquired by marriage in the real estate of her husband, allotted to her after his death for her lifetime.

Enumeration- Listing or counting, such as a census.

Estate- All property and debts belonging to a person.

Executor- One appointed in a will to carry out the provisions. *Feminine:* executrix

Genealogy- 1. A record or table of ancestry. 2. Direct descent from an ancestor. 3. The study of ancestry.

Given name- Name given to a person at birth or baptism; one's first and middle name.

Grantee- One's who buys property or receives a grant.

Grantor- One who sells property or makes a grant.

Great Aunt- 1. The sister of one's grandparents. 2. The spouse of one's great uncle or great aunt.

Great Uncle- 1. The brother of one's grandparents. 2. The spouse of one's great uncle or great aunt.

Heir- One entitled by law or by terms of a will to inherit property from another.

Illegitimate- Born to a mother who was not married to the child's father.

Indentured servant- One bound into the service of another person for a specified number of years, often in return for transportation to this country.

Intestate- One who dies without a will; One dying without a will.

Issue- Offspring; children; descendants.

Late- Recently deceased; now deceased.

Legacy- Property or money left to someone in a will.

Legatee- One who inherits money or property through a will.

Lineage- Ancestry; direct descent from a specific ancestor.

Maiden name- A girl's surname before marriage.

Maternal- Related through one's mother. Maternal grandmother is the mother's mother.

Microfiche- A sheet of microfilm containing rows of pages in reduced form.

Microfilm- 1. A film on which documents are photographed greatly reduced in size. 2. A reproduction on microfilm.

Mortality- Death; death rate.

Namesake- Person named after another person.

Patent- Grant of land from a government to an individual.

Paternal- Related through one's father. Paternal grandmother is the father's mother.

Pedigree- Family tree; ancestry; lineage.

Pension- Money paid regularly to an individual. especially by a government as reward for military service during wartime or upon retirement from government service.

Pensioner- One who receives a pension.

Poll- List or record of persons, esp. for taxing or voting; one head or taxable person.

Probate- Legal process of determining that a will is valid before authorizing distribution of the estate, appointing someone to administer an intestate estate, and overseeing the settlements of estates.

Progenitor- 1. A direct ancestor. 2. An originator of a line of descent.

Relict- Widow.

Sic- Latin. thus; copied exactly as the original reads.

Surname- One's last name.

Territory- Area of land owned by the United States, not a state, but having its own legislature and governor.

Testator- Person who makes a valid will before death.

Tithable- Taxable; a person who owes tax to a specified jurisdiction.

Uncle- 1. The brother of one's father or mother. 2. The husband of one's aunt.

Vital records- Records of birth, death, marriage, divorce.

Vital statistics- Data dealing with birth, death, marriage, divorce.

Warranty deed- Deed in which the settler of the property guarantees a clear title to the buyer.

Will- A legal declaration of how a person wishes one's possessions to be disposed of after one's death.

Books To Read on Genealogy

Non-Fiction:

1. **Do People Grow on Family Trees? : Genealogy for Kids and Other Beginners** by Ira Wolfman, Michael Klein (Illustrator) Reading Level: All Ages Publication date: June 1991; ISBN: 0894803484.
2. **Genealogy Just for Kids!** by Sherrie A. Styx; Reading Level: Ages 9-12; Publication date: January 1989 ISBN: 0929121090.
3. **Genealogy Just for Kids!. (Workbook)** by Sherrie A. Styx; Reading Level: Ages 4-8; Publication date: January 1989 ISBN: 1882121252.
4. **Roots for Kids: A Genealogy Guide for Young People** by Susan Provost Beller; Reading Level: Ages 9-12; Publication date: February 1997 ISBN: 0806315253.
5. **Unpuzzling Your Past: A Basic Guide to Genealogy** by Emily Anne Croom; Publication date: September 1, 1995; ISBN: 1558703969.
6. **The Unpuzzling Your Past Workbook: Essential Forms and Letters for All Genealogists (4th Ed)** by Emily Anne Croom; Publication date: September 1, 1996; ISBN: 155870423X.
7. **Ancestors: A Beginner's Guide to Family History and Genealogy** by Jim Willard, Terry Willard, Jane Wilson; Publication date: March 1997; ISBN: 0395854105.
8. **Netting Your Ancestors** by Cyndi Howells; Publication date: September 1997 ISBN: 0806315466.



Fiction:

1. **Seven Brave Women** by Betsy Hearne, Bethanne Andersen (Illustrator); Reading Level: Ages 4-8; Publication date: August 1, 1997; ISBN: 0688145035.
A young girl recounts the brave exploits of her female ancestors, including her great-great-great grandmother who came to America in a wooden sailboat.
2. **Family Tree** by Katherine Ayres; Reading Level: Ages 9-12; Publication date: November 1, 1996; ISBN: 0385322275.
A moving first novel, featuring memorable characters and fascinating details about the Amish. Eleven-year-old Tyler Stoudt must find out about her family tree for school, but Papa says her family tree was "chopped down and burnt up." What is her family history? Tyler wants to know, but she is afraid of what she might find out.
3. **Search for the Shadowman** by Joan Lowery Nixon; Reading Level: Ages 9-12; Publication date: November 1, 1996; ISBN: 0385322038.
While working on a genealogy project for his seventh grade history class, Andy Bonner becomes determined to solve the mystery surrounding a distant relative who was accused of stealing the family fortune.
4. **Homeplace** by Anne Shelby, Wendy Anderson Halperin (Illustrator); Reading Level: Ages 4-8; Publication date: March 1, 1995; ISBN: 053106882X.
Here is a story almost 200 years long. All of it happens in one house that from year to year has grown and changed and gathered in one family. Love, caring and support has been passed down from one generation to the next. Beautiful pencil and watercolor illustrations enhance this delightful book of family.
5. **Family Skeletons: A Novel** by Rett MacPherson; Publication date: March 1, 1997; ISBN: 0312152361.
Introducing Victory O'Shea, genealogist, mother, and amateur sleuth. Victory has cheerfully agreed to trace the family tree of local shop owner Norah Zumwalt, when she happens across the woman who has been murdered in her own home.



WRITING RUBRIC

CRITERIA/DEFINITIONS	4	3	2	1
<p>Content - The extent to which the writing exhibits sound understanding, interpretation, and analysis of the task.</p> <p>Conceptual understanding</p>	<p>Uses Examples, reasons, explanations, etc., that are relevant, appropriate, and convincing.</p> <p>Shows a depth of understanding of concept with ample support.</p>	<p>Examples, reasons, details, and explanations are sufficient and accurate.</p> <p>Shows understanding with adequate support.</p>	<p>Some examples, reasons, details, etc. are sufficient and accurate.</p> <p>Shows some understanding with some support.</p>	<p>Vague, missing, inaccurate evidence. Understanding is not evident.</p>
<p>Organization</p>	<p>Development of ideas is clear. Writing piece contains an introduction, body and a concluding paragraph. Each paragraph clearly states a purpose with a topic sentence, and accurate supporting details.</p>	<p>Development of ideas is satisfactory. Each paragraph focuses on one topic.</p>	<p>Not well organized. Focused in some parts. Little sense of paragraph with weak topic sentences or supporting details.</p>	<p>Piece lacks of organization</p>
<p>Word Choice</p>	<p>Uses appropriate, sophisticated, precise vocabulary. There is a clear sense of audience.</p>	<p>Uses many effective and appropriate words. A sense of audience is evident</p>	<p>Uses some effective and appropriate words. There is some sense of audience.</p>	<p>Uses few of no correct or effective words. There is little or no sense of audience.</p>
<p>Language Mechanics: Punctuation Spelling and Usage</p>	<p>Exhibits correct grammar in each sentence. Smooth, fluid sentences. No run-ons or fragments. Error free punctuation and spelling. Exhibits correct usage.</p>	<p>Exhibits mostly correct grammar. Errors in punctuation do not interfere with communication. Exhibits mostly correct spelling and usage.</p>	<p>Exhibits errors in grammar that somewhat interfere with communication. Exhibits errors in spelling and usage that somewhat interfere with communication.</p>	<p>Exhibits errors in grammar that interfere with communication. Awkward sentences throughout. Exhibits error in spelling and usage that interfere with communication. Misspelled/misused words throughout.</p>
<p>Presentation</p>	<p>Neat and professional, clean presentation; shows attention to details.</p>	<p>Neat, easy to read.</p>	<p>Sometimes hard to read; careless presentation.</p>	<p>Little or no attention to presentation.</p>

Writing Resources

[Collab-O-Write](#)-, add to existing stories, illustrate, write from illustrations, and receive writing tips offered in a supportive framework. This is a winning Think Quest website where students enter their own stories, add to existing stories, illustrate, write from illustrations, and receive writing tips offered in a supportive framework.


[Composition and Writing Hotlist](#) - A list of links that includes: The Write Stuff, The Elements of Style, SpellWeb, Guide to Grammar and Writing, Online English Grammar, Grammar Safari, Children's Writing Resource Center, Inspot, and several others.

[Creative Writing for Kids](#)  - This site has wonderful activities for students from 5-15. There is information about book reports, editing, five paragraph essays, haiku, and more.

[Creative Writing Resources](#) - A reference tool for both style and grammar.

[Darling's Guide to Grammar](#) - A grammar guide designed for middle school students and up. A very complete site with clear explanations and good examples.

[Elements of Style](#) - An excellent site for help with grammar as you write.

[Encarta Lesson Collection: Language Arts](#)  - This site has over one hundred K-12 lessons that range from handwriting to whole language. Each lesson indicates the grade level.

[Five Paragraph Essay Wizard](#) - Covers format, drill, writing prompts, tips on technique, evaluations, revisions, getting started - you name it, it's here.

[Language Arts](#) - A rich source of resources compiled by a school or district in Washington State.

[Language Arts Lessons](#)  - A selection of activities and units for grades 3-12. Lessons are produced by Michigan State University.

[Lesson Planning: Better Book Reports](#)  - This site comes from education world and has twenty-five different lesson plans for creating interesting and unique book reports. This is best used with K-8 students.

[Lesson Plans Page](#)  - Language Arts Lesson Plans for grades K-12 submitted by teachers for teachers.

[Mad Libs](#) - Add a few words and create an entire story with a single click. See how many crazy stories you can create.

[Midlink Magazine](#) - This is an electronic magazine for middle school students to share their writing and participate in interactive writing projects.


[My Hero](#) - An interactive writing project in which real life heroes are honored and written about by students across the online world.

Only a Matter of Opinion - This Think Quest is designed for middle and high school levels. It provides the student with an actual tutorial on how to write opinion pieces including editorials, commentaries, columns, and editorial cartoons. You can also find a tutorial on general persuasive writing. In the teacher's toolbox you will find all sorts of assessment tools, ideas for specific lessons, and a place to exchange ideas.

Poetry Writing with Famous Children's Poets - Scholastic.com presents an on-line author writing program. You can access the index of dates, times and poets.

Powerquotes- Help in creating Inspiration and Insight daily. An e-mail service that features a daily quote and some reflective questions. A great springboard to small group discussion, journal writing, and motivation.

Purdue On-line Writing Lab - A great help with punctuation.

S.C.O.R.E. CyberGuides  - S.C.O.R.E. CyberGuides are web-delivered lessons based on literature sources. They are designed for the classroom with an online computer. The lesson comes with a student and teacher edition, a rubric, and links to standards. The lessons are divided into K-3, 4-5, 6-8, and 9-12.

Teachers.net Literature Lesson Plans  - Teachers.net Literature Lesson Plans is an extensive, searchable collection of K-12 literature lesson plans.

Tips If You Want To Become A Writer - If you ever thought you might like to become a writer then this is the site for you! It shares with children some very basic facts about becoming a writer.

Writer's Workshop - Help in getting started with Writer's Workshop. Lesson plans are available.

Young Author's Workshop - Designed to assist students in grades 4-7 in a step-by-step guide through the writing process. Can be used by individual students or groups of students. Also has a teacher resource page that supports the workshop.